



### **Results of the Heritage Wharf Survey**

As of May 1<sup>st</sup> a total of 18 vessels, or vessel operating organizations responded to the survey. The organizations included non-profit operators of heritage vessels (Sound Experience, NW Seaport) for profit (Zodiac) and private individuals who operated large heritage vessels (Tugboat Kitahden), and some professionals in the maritime trade. All were favorable to the concept, and had varying needs for facility

Some highlights from the survey:

- According to vessel operators, the most important services for the facility is a means to haul out, followed in importance by a work float, help with grant writing, use of a forklift, and a crane (10-20 ton cap.)
- Of the 8 vessels that responded to the question of annual maintenance budget, their combined annual yard bill was an estimated \$700k
- The preferred location for such a facility was Seattle, with Tacoma and Port Townsend rounding out the top three. A second tier of choices were Anacortes, Port Hadlock, and Bellingham. Gig Harbor and Olympia were the least desirable to the respondents.
- Vessels use contractors often use them for between 20 and 60% of the total work. Vessels indicated that shipyard staff would need to be either a source of this labor or serve as a contact point for local shipwrights.
- 40% said a new non-profit should manage the yard, or an existing non-profit (20%), or unsure (20%)
- All respondents said they were open to programs during their time at the shipyard, and most said that they would provide at least some of the programs themselves.
- Cost savings was the leading factor for deciding whether or not to use a facility. 50% said that they would use the facility for a 10-25% savings, with another 40% of the respondents said they would come for savings greater than 40%.
- 66% of the respondents said that they would definitely use the facility, the rest indicated some probability that they would use the shipyard. The only outright no came from ACBS who felt that it did not apply to their small craft.




<u>1.</u>	Sound Experience/Schooner Adventuress
<u>2.</u>	Northwest Seaport
<u>3.</u>	SHIPS (Seafaring Heritage In Partnership Seattle)
<u>4.</u>	Northwest Seaport
<u>5.</u>	Steamer Virginia V Foundation
<u>6.</u>	Puget Sound Fireboat Foundation
<u>7.</u>	YMTA
<u>8.</u>	Steamer Virginia V Foundation
<u>9.</u>	Headway Marine LLC
<u>10.</u>	Steamer Virginia V
<u>11.</u>	AAF/USAF CRASHBOAT ASSN.
<u>12.</u>	None
<u>13.</u>	PNW chapter, ACBS
<u>14.</u>	Ace Tugboat Company
<u>15.</u>	M.V. Westward
<u>16.</u>	vessel Zodiac corp/NW schooner society





8. Please indicate on average how much time your vessel or vessels spend in the following

	less than 1 week a year	1-2 weeks	3-5 weeks	2-3 months	3-4 months	4-6 months	more than 6 months
Total maintenance per year	0% (0)	8% (1)	<b>33% (4)</b>	8% (1)	25% (3)	8% (1)	17% (2)
In the water maintenance	0% (0)	10% (1)	<b>30% (3)</b>	10% (1)	20% (2)	0% (0)	<b>30% (3)</b>
Out of the water maintenance	18% (2)	<b>36% (4)</b>	<b>36% (4)</b>	9% (1)	0% (0)	0% (0)	0% (0)

9. What proportion of your work is done by:					
	0-20%	20-40%	40-60%	60-80%	80-100%
Paid staff	<b>62% (5)</b>	0% (0)	25% (2)	12% (1)	0% (0)
Unpaid staff (owner, volunteers, etc)	<b>25% (3)</b>	17% (2)	17% (2)	17% (2)	<b>25% (3)</b>
Contractors	25% (2)	25% (2)	<b>50% (4)</b>	0% (0)	0% (0)

10. How much onsite storage would you need Other (please specify)					
	none	less than one shipping container	one shipping container	two shipping containers	More
During your yard period	27% (3)	0% (0)	<b>36% (4)</b>	18% (2)	18% (2)
Year round?	17% (2)	8% (1)	<b>25% (3)</b>	<b>25% (3)</b>	<b>25% (3)</b>

11. How important is long term storage of lumber/spars?			
			Response Percent
Very important			50%
Somewhat important			40%
Unimportant			10%

12. How much of your overall storage could happen at a location within 20 miles of the shipyard?			
0-25%		20%	2
25-50%		30%	3
50-75%		10%	1
<b>75-100%</b>		<b>40%</b>	<b>4</b>

13. Do you have any planned restorations?		
		Response Percent
No		41.7%
Yes, in next 6 months		16.7%
In next year		25%
<b>In next 3 years</b>		<b>41.7%</b>
In next 3-5 years		33.3%

18. What functions would you like to see the staff of the Heritage Shipyard performing during your maintenance?			
		Response Percent	Response Total
Advice		44.4%	4
Project managers		33.3%	3
<b>Skilled labor</b>		<b>77.8%</b>	<b>7</b>
Consultants on Department of the Interior standards on vessel maintenance for National Landmark standards		44.4%	4
<b>Clearing house/reference for skilled labor and local suppliers</b>		<b>77.8%</b>	<b>7</b>

19. What of the following additional services/facilities would you find useful?						
	Very useful				not useful	Response Average
PR consultants	<b>50% (5)</b>	10% (1)	20% (2)	0% (0)	20% (2)	<b>2.30</b>
Grant writing for maintenance projects	<b>60% (6)</b>	10% (1)	20% (2)	0% (0)	10% (1)	<b>1.90</b>
Program staff for shipyard tours	<b>33% (4)</b>	17% (2)	25% (3)	17% (2)	8% (1)	<b>2.50</b>
Metal fabrication shop	9% (1)	27% (3)	<b>45% (5)</b>	9% (1)	9% (1)	<b>2.82</b>
Sail Loft	<b>33% (3)</b>	0% (0)	0% (0)	<b>33% (3)</b>	<b>33% (3)</b>	<b>3.33</b>
Rigging shop	<b>20% (2)</b>	<b>20% (2)</b>	<b>20% (2)</b>	<b>20% (2)</b>	<b>20% (2)</b>	<b>3.00</b>
Merchandise space in gift shop	<b>40% (4)</b>	20% (2)	0% (0)	10% (1)	30% (3)	<b>2.70</b>
Crane	<b>55% (6)</b>	18% (2)	18% (2)	9% (1)	0% (0)	<b>1.82</b>
Haulout facilities	<b>80% (8)</b>	10% (1)	10% (1)	0% (0)	0% (0)	<b>1.30</b>
Crew housing	10% (1)	<b>30% (3)</b>	10% (1)	20% (2)	<b>30% (3)</b>	<b>3.30</b>
Café/ dining hall	<b>30% (3)</b>	10% (1)	20% (2)	20% (2)	20% (2)	<b>2.90</b>
Wireless internet	<b>45% (5)</b>	18% (2)	0% (0)	9% (1)	27% (3)	<b>2.55</b>
Forklift	<b>55% (6)</b>	27% (3)	18% (2)	0% (0)	0% (0)	<b>1.64</b>
Pickup/delivery truck	<b>50% (5)</b>	0% (0)	20% (2)	10% (1)	20% (2)	<b>2.50</b>
Pump out service	<b>40% (4)</b>	<b>40% (4)</b>	10% (1)	0% (0)	10% (1)	<b>2.00</b>
Yard tug	20% (2)	<b>30% (3)</b>	10% (1)	10% (1)	<b>30% (3)</b>	<b>3.00</b>
Work float	<b>64% (7)</b>	9% (1)	18% (2)	9% (1)	0% (0)	<b>1.73</b>
Mobile restoration team ( a team of professionals to come work at your site)	<b>33% (3)</b>	22% (2)	0% (0)	11% (1)	<b>33% (3)</b>	<b>2.89</b>
Office space during yard period	27% (3)	<b>36% (4)</b>	9% (1)	0% (0)	27% (3)	<b>2.64</b>
Office space year round	30% (3)	10% (1)	10% (1)	10% (1)	<b>40% (4)</b>	<b>3.20</b>

If you were running the shipyard, how would you prioritize between allocating space for maintenance and restoration?

1. Since we are a working boat, maintenance would be my priority over restoration.
2. I would also be concerned about storage... otherwise, I'd try to set up the shipyard so that it could be flexible and adjust space between the two as needed.
3. 65-35 maintenance
4. A triage system, with vessels most in need of repair taking priority.
5. Have a flexible allocation depending on demand, set a max number of months allowed per vessel per yard period. don't distinguish btw maint and restor. Require vessel to be worked on x days/week.
6. Available funding
7. 70% maintenance and 30% restoration
8. 60% maintenance/40% restoration
9. Restoration top priority

For determining which vessels would be able to utilize the shipyard, how would you define the term "heritage vessel" ?

1. Age and working history
2. 1. National Historic Landmark Vessel, 2. Vessel on register of historic places, 3. Owned by a non-profit with stated mission that fits shipyard mission, 4. Privately owned vessels that are important
3. Unique, endangered, pre-1945
4. Any vessel 40 years or older, or which has attained significance or popularity in the Northwest.
5. Vessel ownership with operating mission of educating youth and public about vessels and maritime careers and introducing our youth to at-sea experiences. I would not set a minimum age of a vessel.
6. One that helps interpret the history of the Pacific Northwest
7. 50 years +
8. listing in Washington Heritage Register
9. Good question

Original Survey can be found at: <http://www.surveymonkey.com/s.asp?u=889963168841>